

# Incoming Student Flowchart

---




Home institution sends your official nomination to the ASU Exchange Program

*(December-March)*




Upon approval of your nomination, you will receive an email from ASU providing you with the ASU Exchange Portal link and passphrase

*(7-10 days after nomination)*



Review application Guide and submit all materials online (nothing sent by post mail) by April 1

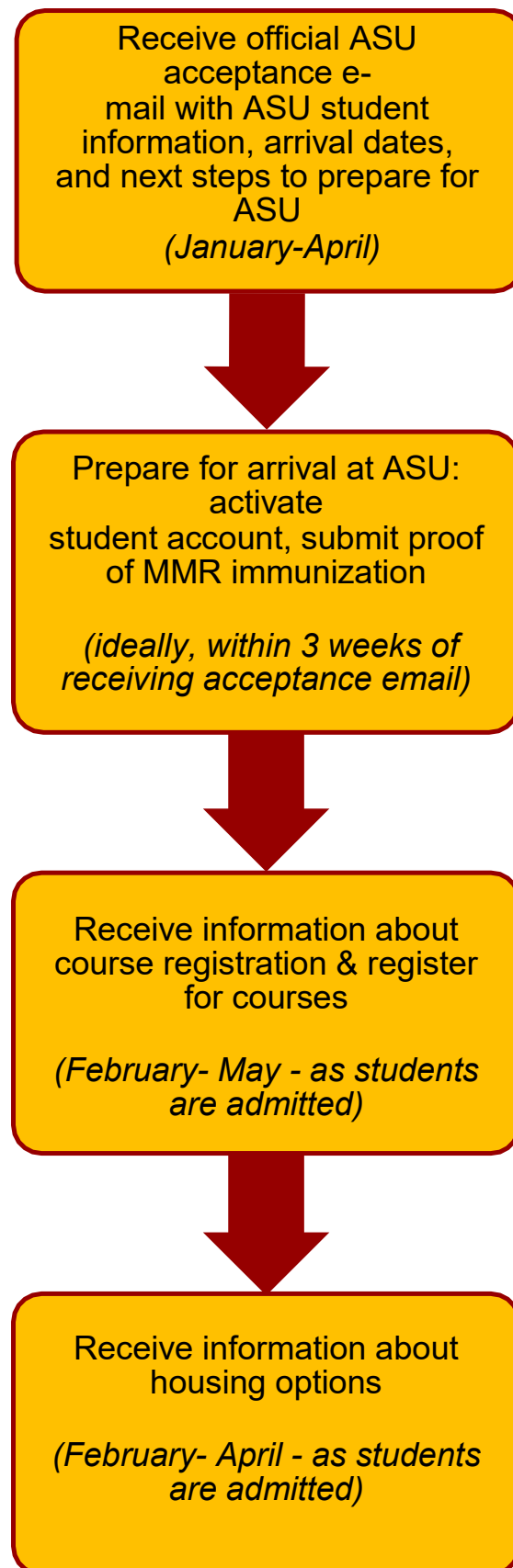
*(January - April)*



Wait for application review and acceptance decision within 3 weeks of submission

# Incoming Student Flowchart

---



# Incoming Student Flowchart

---



Organize housing options & airfare

*(February – July – we recommend waiting until you secure your visa, unless you are able to get refunds, but we understand airfare pricing concerns if you wait)*




Receive official ASU acceptance packet by mail which includes DS- 2019 form - to apply for your J-1 Exchange Visa.

*(End of May)*



Obtain J-1 Exchange Visa **The original document should be returned to you as it is needed for entering the U.S.**

*(May-July)*



Arrival and mandatory orientation, complete immigration check-in, and finalize course registration

*(mid-August)*

# Incoming Student Flowchart

---

